
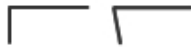




ST74



Suitable Stair Shapes



Product Specification

A 74mm nosing for direct stick or carpet tile installation with a slimline architectural appearance. Can be fitted to most surfaces e.g. Concrete, timber or steel.

Punched at 250mm spacing and has secret fixing.

Specify drilling and countersinking for any resilient flooring application.

Nosing can be removed and reinstated for ease of floor covering replacement (unless fitted with adhesive e.g. over ceramic tiles).

STLN74

Our ST74 stair nosing is also available with a longer front down the riser of 45mm.

Finish

Standard finish is 15 micron clear anodizing. Bright anodizing is available upon request. Standard length is 4.6mts.

Fixing

Our method of fixing is as follows:

1. Pneumatically drill 6.5mm hole and evacuate all dust
2. Install "Suretread" STL carpet plugs. (Note: Plugs must be level with subfloor, do not push plugs through nosing, always remove nosing prior to fitting plugs.)
3. Apply adhesive over step, liquid nails or equivalent to stabilize and dampen sound. (Note: Does not apply when installing over carpet).
4. Re-instate nosing and mechanically screw down tight.
5. Apply double sided tape and place insert into position.


*For direct stick installation over ceramic tiles -

1. Apply "Suretread" supplied adhesive
2. Place nosing into position
3. Apply double sided tape and place insert into position.


Profile Type			Fixing Type			Fixes to And Or Over					Strip Insert			Size	
Bull Nose	Square Nose	Floor Trim	Screw	Glue	Secret Fix	Steel	Timber	Carpet & Underlay	Carpet Tile	Concrete	Vinyl Insert	Grip Tape	Silicone Carbide	LUM	(mm)
-	✓	-	✓	✓	✓	✓	✓	✓	✓	✓	✓	-	-	-	74x35




Insert Colours & Eco Glo Insert




beige slate sky blue safety yellow



royal blue olive navy blue mist grey



heritage green cherry red burgandy brown



black ***eco glo insert**

* Please note that this chart may vary on different screen displays and may not be 100% accurate to actual colours.

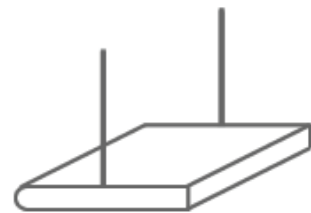
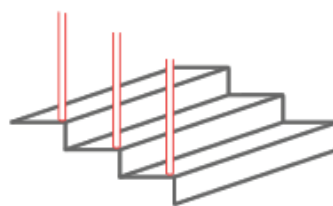
Please call 1800 667 464 for a colours sample

Basic Stair Shapes



*Note Stair rail positions and discuss prior to ordering

*Suspended stairs can be Half Round or Square





Services

Our Commitment to You

Suretread Stair Nosings (Vic) prides itself on giving our clients the best possible chance of having a successful outcome with their projects.

Our staff is only too willing to give help and advice when deciding on the most appropriate trim and to ensure you meet all regulatory requirements.

Product Safety

Australian Standards

The Building Code of Australia calls for Stair Nosings to comply with Australian Standards

AS1428.1 – 2001

AS1428.2 - 1992

This requirement says they must have a non slip Stair Nosing with a strip not less than 50mm and not greater than 75mm with a minimum luminance contrast of 30% to the background.

Installation & Support

We offer the following;

- Supply of blank lengths including insert
- Supply cut to size, counter sunk/drilled, punched including all fixings
- Supply and install service to suit your needs
- Download from website Product Information Sheets
- Free no obligation quote and on site measure and assessment upon request

Damaged Goods

Any claim for damaged goods will not be accepted unless proof via the delivery docket i.e Driver signing together with receiver that the goods have been received in a damaged state. Otherwise DO NOT accept delivery. We are not the insurers for the transport company and it will be your responsibility to examine goods prior to accepting delivery.

Common Mistakes

After deciding which profile best suits your needs, here are some factors which you may wish to consider;

When counting the number of Stair Nosings required don't forget to count the landing

When mitres are needed allow an additional 10mm each end on your measure for a irregular shaped stair.

Check that the profile you have selected has the correct front to suit your stair shape
(Refer our stair shape symbols on each of our profiles)

When in doubt contact us via the website or by calling 1800 667 464